

Annual Report | December 31, 2020

Vanguard Variable Insurance Funds

Moderate Allocation Portfolio

Contents

Your Portfolio's Performance at a Glance	1
About Your Portfolio's Expenses	2
Performance Summary	3
Financial Statements	5

Moderate Allocation Portfolio

Your Portfolio's Performance at a Glance

- For the 12 months ended December 31, 2020, the Moderate Allocation Portfolio returned 13.77%, behind the 15.20% return of its benchmark, the Moderate Allocation Composite Index. The portfolio posted a return different from that of its benchmark in part because of differences in the timing for rebalancing them to their target allocations.
- The period was marked by the global spread of COVID-19 and efforts to contain it. Responses from policymakers, the creation and initial distribution of vaccines, and the easing of some restrictions soon lifted investor sentiment, and stock markets hit highs in December. After an initial period of high volatility and low liquidity in the bond markets, yields fell and prices rose amid unprecedented actions taken by governments and central banks to blunt the economic impact of the virus.
- The portfolio targets an asset allocation of approximately 60% stocks and 40% bonds through these holdings: Vanguard Variable Insurance Funds Total Bond Market Index Portfolio and Equity Index Portfolio and Admiral Shares of Vanguard Total International Bond Index Fund, Vanguard Total International Stock Index Fund, and Vanguard Extended Market Index Fund.
- The Extended Market Index Fund returned about 32%, the Equity Index Portfolio about 18%, and the Total International Stock Index Fund more than 11%. The Total Bond Market Index Portfolio returned more than 7%, and the Total International Bond Index Fund returned more than 4%.
- Please note that the portfolio's returns are different from those in Vanguard Variable Annuity (and other plans that invest in the portfolio), which take into account insurance-related expenses.

Market Barometer

	Average Annual Total Returns Periods Ended December 31, 2020		
	One Year	Three Years	Five Years
Stocks			
Russell 1000 Index (Large-caps)	20.96%	14.82%	15.60%
Russell 2000 Index (Small-caps)	19.96	10.25	13.26
Russell 3000 Index (Broad U.S. market)	20.89	14.49	15.43
FTSE All-World ex US Index (International)	11.22	5.18	9.16
Bonds			
Bloomberg Barclays U.S. Aggregate Bond Index (Broad taxable market)	7.51%	5.34%	4.44%
Bloomberg Barclays Municipal Bond Index (Broad tax-exempt market)	5.21	4.64	3.91
FTSE Three-Month U.S. Treasury Bill Index	0.58	1.56	1.16
CPI			
Consumer Price Index	1.36%	1.85%	1.95%

About Your Portfolio's Expenses

As a shareholder of the portfolio, you incur ongoing costs, which include costs for portfolio management, administrative services, and shareholder reports (like this one), among others. Operating expenses, which are deducted from a portfolio's gross income, directly reduce the investment return of the portfolio.

A typical portfolio's expenses are expressed as a percentage of its average net assets. The Moderate Allocation Portfolio has no direct expenses, but bears its proportionate share of the expenses of the underlying funds in which it invests. These indirect expenses make up the acquired fund fees and expenses, also expressed as a percentage of average net assets. The following examples are intended to help you understand the ongoing costs (in dollars) of investing in your portfolio and to compare these costs with those of other mutual funds. The examples are based on an investment of \$1,000 made at the beginning of the period shown and held for the entire period. The costs were calculated using the acquired fund fees and expenses for the Moderate Allocation Portfolio.

The accompanying table illustrates your portfolio's costs in two ways:

- **Based on actual portfolio return.** This section helps you to estimate the actual expenses that you paid over the period. The "Ending Account Value" shown is derived from the portfolio's actual return, and the third column shows the dollar amount that would have been paid by an investor who started with \$1,000 in the portfolio. You may use the information here, together with the amount you invested, to estimate the expenses that you paid over the period.

To do so, simply divide your account value by \$1,000 (for example, an \$8,600 account value divided by \$1,000 = 8.6), then multiply the result by the number given for your portfolio under the heading "Expenses Paid During Period."

- **Based on hypothetical 5% yearly return.** This section is intended to help you compare your portfolio's costs with those of other mutual funds. It assumes that the portfolio had a yearly return of 5% before expenses, but that the expense ratio is unchanged. In this case—because the return used is not the portfolio's actual return—the results do not apply to your investment. The example is useful in making comparisons because the Securities and Exchange Commission requires all mutual funds to calculate expenses based on a 5% return. You can assess your portfolio's costs by comparing this hypothetical example with the hypothetical examples that appear in shareholder reports of other funds.

Note that the expenses shown in the table are meant to highlight and help you compare *ongoing* costs only. The portfolio's expense figure does not reflect additional fees and expenses associated with the annuity or life insurance program through which you invest.

The calculations assume no shares were bought or sold during the period. Your actual costs may have been higher or lower, depending on the amount of your investment and the timing of any purchases or redemptions.

You can find more information about the portfolio's expenses in the Financial Statements section. For additional information on operating expenses and other shareholder costs, please refer to the prospectus.

Six Months Ended December 31, 2020

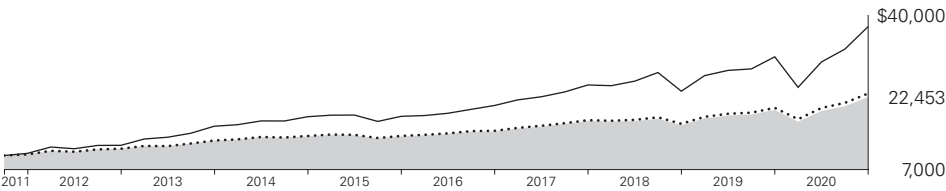
	Beginning Account Value 6/30/2020	Ending Account Value 12/31/2020	Expenses Paid During Period
Moderate Allocation Portfolio			
Based on Actual Portfolio Return	\$1,000.00	\$1,151.53	\$0.65
Based on Hypothetical 5% Yearly Return	1,000.00	1,024.53	0.61




The calculations are based on the Moderate Allocation Portfolio's acquired fund fees and expenses for the most recent six-month period. The Moderate Allocation Portfolio's annualized expense figure for that period is 0.12%. The dollar amounts shown as "Expenses Paid" are equal to the annualized average weighted expense ratio for the underlying funds, multiplied by the average account value over the period, multiplied by the number of days in the most recent six-month period, then divided by the number of days in the recent 12-month period (184/366).

Performance Summary

All of the returns in this report represent past performance, which is not a guarantee of future results that may be achieved by the portfolio. (Current performance may be lower or higher than the performance data cited. For performance data current to the most recent month-end, visit our website at vanguard.com/performance.) Note, too, that both investment returns and principal value can fluctuate widely, so an investor's shares, when sold, could be worth more or less than their original cost. The returns shown do not reflect taxes that a shareholder would pay on portfolio distributions or on the sale of portfolio shares. Nor do the returns reflect fees and expenses associated with the annuity or life insurance program through which a shareholder invests. If these fees and expenses were included, the portfolio's returns would be lower.

Cumulative Performance: October 19, 2011–December 31, 2020
Initial Investment of \$10,000



		Average Annual Total Returns			Final Value of a \$10,000 Investment
		Periods Ended December 31, 2020			
		One Year	Five Years	Since Inception (10/19/2011)	
	Moderate Allocation Portfolio	13.77%	9.80%	9.19%	\$22,453
	Moderate Allocation Composite Index	15.20	10.39	9.60	23,232
	Dow Jones U.S. Total Stock Market Float Adjusted Index	20.79	15.36	15.45	37,512

Moderate Allocation Composite Index: Weighted 42% S&P Total Market Index, 32% Bloomberg Barclays U.S. Aggregate Float Adjusted Index, 18% FTSE Global All Cap ex US Index, and 8% Bloomberg Barclays Global Aggregate ex-USD Float Adjusted RIC Capped Index (USD Hedged) as of June 3, 2013. Previously, the composite was weighted 42% S&P Total Market Index, 40% Bloomberg Barclays U.S. Aggregate Float Adjusted Index, and 18% MSCI ACWI ex USA IMI Index.

"Since Inception" performance is calculated from the portfolio's inception date for both the portfolio and its comparative standard(s).

Underlying Vanguard Funds

As of December 31, 2020

Vanguard Variable Insurance Funds— Equity Index Portfolio	29.4%
Vanguard Variable Insurance Funds— Total Bond Market Index Portfolio	27.8
Vanguard Total International Stock Index Fund Admiral Shares	24.2
Vanguard Total International Bond Index Fund Admiral Shares	12.0
Vanguard Extended Market Index Fund Admiral Shares	6.6

The table reflects the portfolio's investments, except for short-term investments.

Financial Statements

Schedule of Investments

As of December 31, 2020

The portfolio files its complete schedule of portfolio holdings with the Securities and Exchange Commission (SEC) for the first and third quarters of each fiscal year as an exhibit to its reports on Form N-PORT. The portfolio's Form N-PORT reports are available on the SEC's website at www.sec.gov.

	Shares	Market Value* (\$000)
Investment Companies (100.0%)		
U.S. Stock Funds (36.0%)		
Vanguard Variable Insurance Funds—Equity Index Portfolio	3,722,316	200,112
Vanguard Extended Market Index Fund Admiral Shares	361,471	45,093
		245,205
International Stock Fund (24.2%)		
Vanguard Total International Stock Index Fund Admiral Shares	5,067,260	164,483
U.S. Bond Fund (27.8%)		
Vanguard Variable Insurance Funds—Total Bond Market Index Portfolio	14,756,633	189,033
International Bond Fund (12.0%)		
Vanguard Total International Bond Index Fund Admiral Shares	3,485,631	81,529
Total Investments (100.0%) (Cost \$580,977)		680,250
Other Assets and Liabilities—Net (0.0%)		(285)
Net Assets (100%)		679,965

Cost is in \$000.

- See Note A in Notes to Financial Statements.

Statement of Assets and Liabilities

As of December 31, 2020

(\$000s, except shares and per-share amounts)	Amount
Assets	
Investments in Securities, at Value—Affiliated Funds (Cost \$580,977)	680,250
Receivables for Investment Securities Sold	2
Receivables for Capital Shares Issued	6
Total Assets	680,258
Liabilities	
Due to Custodian	2
Payables for Capital Shares Redeemed	291
Total Liabilities	293
Net Assets	679,965

At December 31, 2020, net assets consisted of:

Paid-in Capital	546,529
Total Distributable Earnings (Loss)	133,436
Net Assets	679,965
Net Assets	
Applicable to 20,954,007 outstanding \$.001 par value shares of beneficial interest (unlimited authorization)	679,965
Net Asset Value Per Share	\$32.45

Statement of Operations

	Year Ended December 31, 2020
	(\$000)
Investment Income	
Income	
Income Distributions Received from Affiliated Funds	10,787
Net Investment Income—Note B	10,787
Realized Net Gain (Loss)	
Capital Gain Distributions Received from Affiliated Funds	3,585
Affiliated Funds Sold	20,948
Realized Net Gain (Loss)	24,533
Change in Unrealized Appreciation (Depreciation) from Affiliated Funds	46,407
Net Increase (Decrease) in Net Assets Resulting from Operations	81,727

Statement of Changes in Net Assets

	Year Ended December 31,	
	2020	2019
	(\$000)	(\$000)
Increase (Decrease) in Net Assets		
Operations		
Net Investment Income	10,787	11,835
Realized Net Gain (Loss)	24,533	11,716
Change in Unrealized Appreciation (Depreciation)	46,407	57,473
Net Increase (Decrease) in Net Assets Resulting from Operations	81,727	81,024
Distributions¹		
Total Distributions	(24,041)	(20,535)
Capital Share Transactions		
Issued	133,393	96,476
Issued in Lieu of Cash Distributions	24,041	20,535
Redeemed	(66,835)	(45,572)
Net Increase (Decrease) from Capital Share Transactions	90,599	71,439
Total Increase (Decrease)	148,285	131,928
Net Assets		
Beginning of Period	531,680	399,752
End of Period	679,965	531,680

¹ Certain prior-period numbers have been reclassified to conform with the current-period presentation.

Financial Highlights

For a Share Outstanding Throughout Each Period	Year Ended December 31,				
	2020	2019	2018	2017	2016
Net Asset Value, Beginning of Period	\$30.12	\$26.46	\$29.35	\$26.67	\$25.80
Investment Operations					
Net Investment Income ¹	.552	.720	.634	.657	.581
Capital Gain Distributions Received	.184	.199	.148	.309	.182
Net Realized and Unrealized Gain (Loss) on Investments	2.976	4.106	(2.142)	2.863	1.112
Total from Investment Operations	3.712	5.025	(1.360)	3.829	1.875
Distributions					
Dividends from Net Investment Income	(.720)	(.657)	(.577)	(.545)	(.439)
Distributions from Realized Capital Gains	(.662)	(.708)	(.953)	(.604)	(.566)
Total Distributions	(1.382)	(1.365)	(1.530)	(1.149)	(1.005)
Net Asset Value, End of Period	\$32.45	\$30.12	\$26.46	\$29.35	\$26.67
Total Return	13.77%	19.53%	-4.94%	14.80%	7.55%
Ratios/Supplemental Data					
Net Assets, End of Period (Millions)	\$680	\$532	\$400	\$394	\$294
Ratio of Total Expenses to Average Net Assets	—	—	—	—	—
Acquired Fund Fees and Expenses	0.12%	0.12%	0.12%	0.14%	0.16%
Ratio of Net Investment Income to Average Net Assets	1.89%	2.54%	2.25%	2.36%	2.25%
Portfolio Turnover Rate	26%	13%	20%	21%	14%

¹ Calculated based on average shares outstanding.

Notes to Financial Statements

The Moderate Allocation Portfolio, a portfolio of Vanguard Variable Insurance Funds, is registered under the Investment Company Act of 1940 as an open-end investment company. The portfolio follows a balanced investment strategy by investing in selected Vanguard funds and portfolios to achieve its targeted allocation of assets to U.S. and international stocks, and U.S. and international bonds. Financial statements and other information about each underlying fund and portfolio are available at www.vanguard.com. The portfolio's shares are only available for purchase by separate accounts of insurance companies as investments for variable annuity plans, variable life insurance contracts, or other variable benefit insurance contracts.

Market disruptions associated with the COVID-19 pandemic have had a global impact, and uncertainty exists as to the long-term implications. Such disruptions can adversely affect assets of the portfolio and thus portfolio performance.

A. The following significant accounting policies conform to generally accepted accounting principles for U.S. investment companies. The portfolio consistently follows such policies in preparing its financial statements.

1. **Security Valuation:** Investments are valued at the net asset value of each underlying Vanguard fund determined as of the close of the New York Stock Exchange (generally 4 p.m., Eastern time) on the valuation date.

2. **Federal Income Taxes:** The portfolio intends to continue to qualify as a regulated investment company and distribute all of its taxable income. The portfolio's tax returns are open to examination by the relevant tax authorities until expiration of the applicable statute of limitations, which is generally three years after the filing of the tax return. Management has analyzed the portfolio's tax positions taken for all open federal and state income tax years, and has concluded that no provision for income tax is required in the portfolio's financial statements.

3. **Distributions:** Distributions to shareholders are recorded on the ex-dividend date. Distributions are determined on a tax basis at the fiscal year-end and may differ from net investment income and realized capital gains for financial reporting purposes.

4. **Credit Facilities and Interfund Lending Program:** The portfolio and certain other funds managed by The Vanguard Group ("Vanguard") participate in a \$4.3 billion committed credit facility provided by a syndicate of lenders pursuant to a credit agreement and an uncommitted credit facility provided by Vanguard. Both facilities may be renewed annually. Each fund is individually liable for its borrowings, if any, under the credit facilities. Borrowings may be utilized for temporary or emergency purposes, subject to the portfolio's regulatory and contractual borrowing restrictions. With respect to the committed credit facility, the participating funds are charged administrative fees and an annual commitment fee of 0.10% of the undrawn committed amount of the facility; these fees are allocated to the funds based on a method approved by the portfolio's board of trustees and borne by the funds in which the portfolio invests (see Note B). Any borrowings under either facility bear interest at a rate based upon the higher of the one-month London Interbank Offered Rate (or an acceptable alternate rate, if necessary), federal funds effective rate, or overnight bank funding rate plus an agreed-upon spread, except that borrowings under the uncommitted credit facility may bear interest based upon an alternative rate agreed to by the portfolio and Vanguard.

In accordance with an exemptive order (the "Order") from the SEC, the portfolio may participate in a joint lending and borrowing program that allows registered open-end Vanguard funds to borrow money from and lend money to each other for temporary or emergency purposes (the "Interfund Lending Program"), subject to compliance with the terms and conditions of the Order, and to the extent permitted by the portfolio's investment objective and investment policies. Interfund loans and borrowings normally extend overnight, but can have a maximum duration of seven days. Loans may be called on one business day's notice. The interest rate to be charged is governed by the conditions of the Order and internal procedures adopted by the board of trustees. The board of trustees is responsible for overseeing the Interfund Lending Program.

For the year ended December 31, 2020, the portfolio did not utilize the credit facilities or the Interfund Lending Program.

5. **Other:** Income and capital gain distributions received are recorded on the ex-dividend date. Security transactions are accounted for on the date securities are bought or sold. Costs used to determine realized gains (losses) on the sale of investment securities are those of the specific securities sold.

B. In accordance with the terms of a Funds' Service Agreement (the "FSA") between Vanguard and the portfolio, Vanguard furnishes to the portfolio investment advisory, corporate management, administrative, marketing, and distribution services at Vanguard's cost of operations (as defined by the FSA). These costs of operations are allocated to the portfolio based on methods and guidelines

approved by the board of trustees. The FSA provides that expenses otherwise allocable to Vanguard funds-of-funds may be reduced or eliminated to the extent of savings realized by the underlying Vanguard funds by virtue of being part of a fund-of-funds. Accordingly, all expenses for services provided by Vanguard to the portfolio and all other expenses incurred by the portfolio during the period ended December 31, 2020, were borne by the underlying Vanguard funds in which the portfolio invests. The portfolio's trustees and officers are also trustees and officers, respectively, of the underlying Vanguard funds, as well as directors and employees, respectively, of Vanguard.

C. Various inputs may be used to determine the value of the portfolio's investments. These inputs are summarized in three broad levels for financial statement purposes. The inputs or methodologies used to value securities are not necessarily an indication of the risk associated with investing in those securities.

Level 1—Quoted prices in active markets for identical securities.

Level 2—Other significant observable inputs (including quoted prices for similar securities, interest rates, prepayment speeds, credit risk, etc.).

Level 3—Significant unobservable inputs (including the portfolio's own assumptions used to determine the fair value of investments). Any investments valued with significant unobservable inputs are noted on the Schedule of Investments.

At December 31, 2020, 100% of the market value of the portfolio's investments was determined based on Level 1 inputs.

D. Permanent differences between book-basis and tax-basis components of net assets, if any, are reclassified among capital accounts in the financial statements to reflect their tax character. These reclassifications have no effect on net assets or net asset value per share.

Temporary differences between book-basis and tax-basis components of total distributable earnings (loss) arise when certain items of income, gain, or loss are recognized in different periods for financial statement and tax purposes; these differences will reverse at some time in the future. The differences are primarily related to the deferral of losses from wash sales. As of period end, the tax-basis components of total distributable earnings (loss) are detailed in the table as follows:

	Amount (\$000)
Undistributed Ordinary Income	13,000
Undistributed Long-Term Gains	21,163
Capital Loss Carryforwards	—
Qualified Late-Year Losses	—
Net Unrealized Gains (Losses)	99,273

The tax character of distributions paid was as follows:

	Year Ended December 31,	
	2020	2019
	Amount (\$000)	Amount (\$000)
Ordinary Income*	13,036	9,885
Long-Term Capital Gains	11,005	10,650
Total	24,041	20,535

* Includes short-term capital gains, if any.

As of December 31, 2020, gross unrealized appreciation and depreciation for investments based on cost for U.S. federal income tax purposes were as follows:

	Amount (\$000)
Tax Cost	580,977
Gross Unrealized Appreciation	99,289
Gross Unrealized Depreciation	(16)
Net Unrealized Appreciation (Depreciation)	99,273

E. Capital shares issued and redeemed were:

	Year Ended December 31,	
	2020 Shares (000)	2019 Shares (000)
Issued	4,652	3,403
Issued in Lieu of Cash Distributions	974	754
Redeemed	(2,325)	(1,613)
Net Increase (Decrease) in Shares Outstanding	3,301	2,544

At December 31, 2020, one shareholder (an insurance company separate account whose holdings in the portfolio represent the indirect investment of Vanguard Variable Annuity contract holders) was the record or beneficial owner of 78% of the portfolio's net assets. If this shareholder were to redeem its investment in the portfolio, the redemption might lead to the realization of taxable capital gains.

F. Transactions during the period in affiliated underlying Vanguard funds were as follows:

	Current Period Transactions							Dec. 31, 2020 Market Value (\$000)
	Dec. 31, 2019 Market Value (\$000)	Purchases at Cost (\$000)	Proceeds from Securities Sold (\$000)	Realized Net Gain (Loss) (\$000)	Change in Unrealized App. (Dep.) (\$000)	Income (\$000)	Capital Gain Distributions Received (\$000)	
Vanguard Market Liquidity Fund	—	NA ¹	NA ¹	—	—	—	—	—
Vanguard Extended Market Index Fund	31,519	7,755	5,707	1,937	9,589	495	—	45,093
Vanguard Total International Bond Index Fund	63,242	32,296	16,482	1,355	1,118	648	123	81,529
Vanguard Total International Stock Index Fund	128,492	43,203	24,623	2,841	14,570	3,505	—	164,483
Vanguard Variable Insurance Funds— Equity Index Portfolio	160,856	58,418	47,105	11,651	16,292	2,951	3,462	200,112
Vanguard Variable Insurance Funds— Total Bond Market Index Portfolio	147,506	86,999	53,474	3,164	4,838	3,188	—	189,033
Total	531,615	228,671	147,391	20,948	46,407	10,787	3,585	680,250

¹ Not applicable—purchases and sales are for temporary cash investment purposes.

G. Management has determined that no events or transactions occurred subsequent to December 31, 2020, that would require recognition or disclosure in these financial statements.

Report of Independent Registered Public Accounting Firm

To the Board of Trustees of Vanguard Variable Insurance Funds and Shareholders of Moderate Allocation Portfolio

Opinion on the Financial Statements

We have audited the accompanying statement of assets and liabilities, including the schedule of investments, of Moderate Allocation Portfolio (one of the portfolios constituting Vanguard Variable Insurance Funds, referred to hereafter as the "Portfolio") as of December 31, 2020, the related statement of operations for the year ended December 31, 2020, the statement of changes in net assets for each of the two years in the period ended December 31, 2020, including the related notes, and the financial highlights for each of the five years in the period ended December 31, 2020 (collectively referred to as the "financial statements"). In our opinion, the financial statements present fairly, in all material respects, the financial position of the Portfolio as of December 31, 2020, the results of its operations for the year then ended, the changes in its net assets for each of the two years in the period ended December 31, 2020 and the financial highlights for each of the five years in the period ended December 31, 2020 in conformity with accounting principles generally accepted in the United States of America.

Basis for Opinion

These financial statements are the responsibility of the Portfolio's management. Our responsibility is to express an opinion on the Portfolio's financial statements based on our audits. We are a public accounting firm registered with the Public Company Accounting Oversight Board (United States) (PCAOB) and are required to be independent with respect to the Portfolio in accordance with the U.S. federal securities laws and the applicable rules and regulations of the Securities and Exchange Commission and the PCAOB.

We conducted our audits of these financial statements in accordance with the standards of the PCAOB. Those standards require that we plan and perform the audit to obtain reasonable assurance about whether the financial statements are free of material misstatement, whether due to error or fraud.

Our audits included performing procedures to assess the risks of material misstatement of the financial statements, whether due to error or fraud, and performing procedures that respond to those risks. Such procedures included examining, on a test basis, evidence regarding the amounts and disclosures in the financial statements. Our audits also included evaluating the accounting principles used and significant estimates made by management, as well as evaluating the overall presentation of the financial statements. Our procedures included confirmation of securities owned as of December 31, 2020 by correspondence with the transfer agent. We believe that our audits provide a reasonable basis for our opinion.

/s/PricewaterhouseCoopers LLP
Philadelphia, Pennsylvania
February 18, 2021

We have served as the auditor of one or more investment companies in The Vanguard Group of Funds since 1975.

Special 2020 tax information (unaudited) for corporate shareholders only for Moderate Allocation Portfolio, a portfolio of Vanguard Variable Insurance Funds

This information for the fiscal year ended December 31, 2020, is included pursuant to provisions of the Internal Revenue Code for corporate shareholders only.

The portfolio distributed \$11,005,000 as capital gain dividends (20% rate gain distributions) to shareholders during the fiscal year.

For corporate shareholders, 21.6% of investment income (dividend income plus short-term gains, if any) qualifies for the dividends-received deduction.

The portfolio designates to shareholders foreign source income of \$4,473,000 and foreign taxes paid of \$339,000. Shareholders will receive more detailed information with their Form 1099-DIV in January 2021 to determine the calendar-year amounts to be included on their 2020 tax returns.

BLOOMBERG is a trademark and service mark of Bloomberg Finance L.P. BARCLAYS is a trademark and service mark of Barclays Bank Plc, used under license. Bloomberg Finance L.P. and its affiliates, including Bloomberg Index Services Limited (BISL) (collectively, Bloomberg), or Bloomberg's licensors, own all proprietary rights in the Bloomberg Barclays U.S. Aggregate Float Adjusted Index and the Bloomberg Barclays Global Aggregate ex-USD Float Adjusted RIC Capped Index (USD Hedged) (the Indices or Bloomberg Barclays Indices).

Neither Barclays Bank Plc, Barclays Capital Inc., or any affiliate (collectively Barclays) or Bloomberg is the issuer or producer of the Moderate Allocation Portfolio and neither Bloomberg nor Barclays has any responsibilities, obligations or duties to investors in the Moderate Allocation Portfolio. The Indices are licensed for use by The Vanguard Group, Inc. (Vanguard) as the sponsor of the Moderate Allocation Portfolio. Bloomberg and Barclays' only relationship with Vanguard in respect of the Indices is the licensing of the Indices, which are determined, composed and calculated by BISL, or any successor thereto, without regard to the Issuer or the Moderate Allocation Portfolio or the owners of the Moderate Allocation Portfolio.

Additionally, Vanguard may for itself execute transaction(s) with Barclays in or relating to the Indices in connection with the Moderate Allocation Portfolio. Investors acquire the Moderate Allocation Portfolio from Vanguard and investors neither acquire any interest in the Indices nor enter into any relationship of any kind whatsoever with Bloomberg or Barclays upon making an investment in the Moderate Allocation Portfolio. The Moderate Allocation Portfolio is not sponsored, endorsed, sold or promoted by Bloomberg or Barclays. Neither Bloomberg nor Barclays makes any representation or warranty, express or implied regarding the advisability of investing in the Moderate Allocation Portfolio or the advisability of investing in securities generally or the ability of the Indices to track corresponding or relative market performance. Neither Bloomberg nor Barclays has passed on the legality or suitability of the Moderate Allocation Portfolio with respect to any person or entity. Neither Bloomberg nor Barclays is responsible for and has not participated in the determination of the timing of, prices at, or quantities of the Moderate Allocation Portfolio to be issued. Neither Bloomberg nor Barclays has any obligation to take the needs of the Issuer or the owners of the Moderate Allocation Portfolio or any other third party into consideration in determining, composing or calculating the Indices. Neither Bloomberg nor Barclays has any obligation or liability in connection with administration, marketing or trading of the Moderate Allocation Portfolio.

The licensing agreement between Bloomberg and Barclays is solely for the benefit of Bloomberg and Barclays and not for the benefit of the owners of the Moderate Allocation Portfolio, investors or other third parties. In addition, the licensing agreement between Vanguard and Bloomberg is solely for the benefit of Vanguard and Bloomberg and not for the benefit of the owners of the Moderate Allocation Portfolio, investors or other third parties.

NEITHER BLOOMBERG NOR BARCLAYS SHALL HAVE ANY LIABILITY TO THE ISSUER, INVESTORS OR TO OTHER THIRD PARTIES FOR THE QUALITY, ACCURACY AND/OR COMPLETENESS OF THE BLOOMBERG BARCLAYS INDICES OR ANY DATA INCLUDED THEREIN OR FOR INTERRUPTIONS IN THE DELIVERY OF THE BLOOMBERG BARCLAYS INDICES. NEITHER BLOOMBERG NOR BARCLAYS MAKES ANY WARRANTY, EXPRESS OR IMPLIED, AS TO RESULTS TO BE OBTAINED BY THE ISSUER, THE INVESTORS OR ANY OTHER PERSON OR ENTITY FROM THE USE OF THE BLOOMBERG BARCLAYS INDICES OR ANY DATA INCLUDED THEREIN. NEITHER BLOOMBERG NOR BARCLAYS MAKES ANY EXPRESS OR IMPLIED WARRANTIES, AND EACH HEREBY EXPRESSLY DISCLAIMS ALL WARRANTIES OF MERCHANTABILITY OR FITNESS FOR A PARTICULAR PURPOSE OR USE WITH RESPECT TO THE BLOOMBERG BARCLAYS INDICES OR ANY DATA INCLUDED THEREIN. BLOOMBERG RESERVES THE RIGHT TO CHANGE THE METHODS OF CALCULATION OR PUBLICATION, OR TO CEASE THE CALCULATION OR PUBLICATION OF THE BLOOMBERG BARCLAYS INDICES, AND NEITHER BLOOMBERG NOR BARCLAYS SHALL BE LIABLE FOR ANY MISCALCULATION OF OR ANY INCORRECT, DELAYED OR INTERRUPTED PUBLICATION WITH RESPECT TO THE BLOOMBERG BARCLAYS INDICES. NEITHER BLOOMBERG NOR BARCLAYS SHALL BE LIABLE FOR ANY DAMAGES, INCLUDING, WITHOUT LIMITATION, ANY SPECIAL, INDIRECT OR CONSEQUENTIAL DAMAGES, OR ANY LOST PROFITS AND EVEN IF ADVISED OF THE POSSIBILITY OF SUCH, RESULTING FROM THE USE OF THE BLOOMBERG BARCLAYS INDICES OR ANY DATA INCLUDED THEREIN OR WITH RESPECT TO THE MODERATE ALLOCATION PORTFOLIO.

None of the information supplied by Bloomberg or Barclays and used in this publication may be reproduced in any manner without the prior written permission of both Bloomberg and Barclays Capital, the investment banking division of Barclays Bank Plc. Barclays Bank Plc is registered in England No. 1026167. Registered office 1 Churchill Place London E14 5HP.

© 2021 Bloomberg. Used with Permission.

Source: Bloomberg Index Services Limited. Copyright 2021, Bloomberg. All rights reserved.

This page intentionally left blank.

This page intentionally left blank.

The People Who Govern Your Fund

The trustees of your mutual fund are there to see that the fund is operated and managed in your best interests since, as a shareholder, you are a part owner of the fund. Your fund's trustees also serve on the board of directors of The Vanguard Group, Inc., which is owned by the Vanguard funds and provides services to them.

A majority of Vanguard's board members are independent, meaning that they have no affiliation with Vanguard or the funds they oversee, apart from the sizable personal investments they have made as private individuals. The independent board members have distinguished backgrounds in business, academia, and public service. Each of the trustees and executive officers oversees 211 Vanguard funds.

Information for each trustee and executive officer of the fund appears below. That information, as well as the Vanguard fund count, is as of the date on the cover of this fund report. The mailing address of the trustees and officers is P.O. Box 876, Valley Forge, PA 19482. More information about the trustees is in the *Statement of Additional Information*, which can be obtained, without charge, by contacting Vanguard at 800-662-7447, or online at vanguard.com.

Interested Trustee¹

Mortimer J. Buckley

Born in 1969. Trustee since January 2018. Principal occupation(s) during the past five years and other experience: chairman of the board (2019–present) of Vanguard and of each of the investment companies served by Vanguard; chief executive officer (2018–present) of Vanguard; chief executive officer, president, and trustee (2018–present) of each of the investment companies served by Vanguard; president and director (2017–present) of Vanguard; and president (2018–present) of Vanguard Marketing Corporation. Chief investment officer (2013–2017), managing director (2002–2017), head of the Retail Investor Group (2006–2012), and chief information officer (2001–2006) of Vanguard. Chairman of the board (2011–2017) and trustee (2009–2017) of the Children's Hospital of Philadelphia; and trustee (2018–present) and vice chair (2019–present) of The Shipley School.

Independent Trustees

Emerson U. Fullwood

Born in 1948. Trustee since January 2008. Principal occupation(s) during the past five years and other experience: executive chief staff and marketing officer for North America and corporate vice president (retired 2008) of Xerox Corporation (document management products and services). Former president of the Worldwide Channels Group, Latin America, and Worldwide Customer Service and executive chief staff officer of Developing Markets of Xerox. Executive in residence and 2009–2010 Distinguished Minett Professor at the Rochester Institute of Technology. Director of SPX FLOW, Inc. (multi-industry manufacturing). Director of the University of Rochester Medical Center, the Monroe Community College Foundation, the United Way of Rochester, North Carolina A&T University, and Roberts Wesleyan College. Trustee of the University of Rochester.

Amy Gutmann

Born in 1949. Trustee since June 2006. Principal occupation(s) during the past five years and other experience: president (2004–present) of the University of Pennsylvania. Christopher H. Browne Distinguished Professor of Political Science, School of Arts and

Sciences, and professor of communication, Annenberg School for Communication, with secondary faculty appointments in the Department of Philosophy, School of Arts and Sciences, and at the Graduate School of Education, University of Pennsylvania.

F. Joseph Loughrey

Born in 1949. Trustee since October 2009. Principal occupation(s) during the past five years and other experience: president and chief operating officer (retired 2009) and vice chairman of the board (2008–2009) of Cummins Inc. (industrial machinery). Chairman of the board of Hillenbrand, Inc. (specialized consumer services) and the Lumina Foundation. Director of the V Foundation. Member of the advisory council for the College of Arts and Letters and chair of the advisory board to the Kellogg Institute for International Studies, both at the University of Notre Dame.

Mark Loughridge

Born in 1953. Trustee since March 2012. Principal occupation(s) during the past five years and other experience: senior vice president and chief financial officer (retired 2013) of IBM (information technology services). Fiduciary member of IBM's Retirement Plan Committee (2004–2013), senior vice president and general manager (2002–2004) of IBM Global Financing, vice president and controller (1998–2002) of IBM, and a variety of other prior management roles at IBM. Member of the Council on Chicago Booth.

Scott C. Malpass

Born in 1962. Trustee since March 2012. Principal occupation(s) during the past five years and other experience: chief investment officer (retired June 2020) and vice president (retired June 2020) of the University of Notre Dame. Assistant professor of finance at the Mendoza College of Business, University of Notre Dame, and member of the Notre Dame 403(b) Investment Committee (retired June 2020). Member of the board of Catholic Investment Services, Inc. (investment advisors) and the board of superintendence of the Institute for the Works of Religion.

Deanna Mulligan

Born in 1963. Trustee since January 2018. Principal occupation(s) during the past five years and other experience: board chair (2020–present), chief executive

officer (2011–2020), and president (2010–2019) of The Guardian Life Insurance Company of America. Chief operating officer (2010–2011) and executive vice president (2008–2010) of the individual life and disability division of Guardian Life. Member of the board of the American Council of Life Insurers and the board of the Economic Club of New York. Trustee of the Partnership for New York City (business leadership), Chief Executives for Corporate Purpose, NewYork-Presbyterian Hospital, Catalyst, and the Bruce Museum (arts and science). Member of the Advisory Council for the Stanford Graduate School of Business.

André F. Perold

Born in 1952. Trustee since December 2004. Principal occupation(s) during the past five years and other experience: George Gund Professor of Finance and Banking, Emeritus at the Harvard Business School (retired 2011). Chief investment officer and co-managing partner of HighVista Strategies (private investment firm). Member of the board of advisors and member of the investment committee of the Museum of Fine Arts Boston. Member of the board (2018–present) of RIT Capital Partners (investment firm). Member of the investment committee of Partners Health Care System.

Sarah Bloom Raskin

Born in 1961. Trustee since January 2018. Principal occupation(s) during the past five years and other experience: deputy secretary (2014–2017) of the United States Department of the Treasury. Governor (2010–2014) of the Federal Reserve Board. Commissioner (2007–2010) of financial regulation for the State of Maryland. Member of the board of directors (2012–2014) of Neighborhood Reinvestment Corporation. Director (2017–present) of i(x) Investments, LLC; director (2017–present) of Reserve Trust. Rubenstein Fellow (2017–present) of Duke University; trustee (2017–present) of Amherst College, and trustee (2019–present) of the Folger Shakespeare Library.

Peter F. Volanakis

Born in 1955. Trustee since July 2009. Principal occupation(s) during the past five years and other experience: president and chief operating officer (retired 2010) of Corning Incorporated (communications equipment) and director of Corning Incorporated

¹ Mr. Buckley is considered an "interested person," as defined in the Investment Company Act of 1940, because he is an officer of the Vanguard funds.

(2000–2010) and Dow Corning (2001–2010). Director (2012) of SPX Corporation (multi-industry manufacturing). Overseer of the Amos Tuck School of Business Administration, Dartmouth College (2001–2013). Chairman of the board of trustees of Colby-Sawyer College. Member of the board of Hypertherm Inc. (industrial cutting systems, software, and consumables).

Executive Officers

John Bendl

Born in 1970. Principal occupation(s) during the past five years and other experience: principal of Vanguard. Chief financial officer (2019–present) of each of the investment companies served by Vanguard. Chief accounting officer, treasurer, and controller of Vanguard (2017–present). Partner (2003–2016) at KPMG (audit, tax, and advisory services).

Christine M. Buchanan

Born in 1970. Principal occupation(s) during the past five years and other experience: principal of Vanguard. Treasurer (2017–present) of each of the investment companies served by Vanguard. Partner (2005–2017) at KPMG (audit, tax, and advisory services).

David Cermak

Born in 1960. Principal occupation(s) during the past five years and other experience: principal of Vanguard. Finance director (2019–present) of each of the investment companies served by Vanguard. Managing director and head (2017–present) of Vanguard Investments Singapore. Managing director

and head (2017–2019) of Vanguard Investments Hong Kong. Representative director and head (2014–2017) of Vanguard Investments Japan.

John Galloway

Born in 1973. Principal occupation(s) during the past five years and other experience: principal of Vanguard. Investment stewardship officer (September 2020–present) of each of the investment companies served by Vanguard. Head of Investor Advocacy (February 2020–present) and head of Marketing Strategy and Planning (2017–2020) at Vanguard. Deputy assistant to the President of the United States (2015).

Thomas J. Higgins

Born in 1957. Principal occupation(s) during the past five years and other experience: principal of Vanguard. Finance director (2019–present), chief financial officer (2008–2019), and treasurer (1998–2008) of each of the investment companies served by Vanguard.

Peter Mahoney

Born in 1974. Principal occupation(s) during the past five years and other experience: principal of Vanguard. Controller (2015–present) of each of the investment companies served by Vanguard. Head of International Fund Services (2008–2014) at Vanguard.

Anne E. Robinson

Born in 1970. Principal occupation(s) during the past five years and other experience: general counsel (2016–present) of Vanguard. Secretary (2016–present) of Vanguard and of each of the investment companies served by Vanguard. Managing

director (2016–present) of Vanguard. Managing director and general counsel of Global Cards and Consumer Services (2014–2016) at Citigroup. Counsel (2003–2014) at American Express.

Michael Rollings

Born in 1963. Principal occupation(s) during the past five years and other experience: finance director (2017–present) and treasurer (2017) of each of the investment companies served by Vanguard. Managing director (2016–present) of Vanguard. Chief financial officer (2016–present) of Vanguard. Director (2016–present) of Vanguard Marketing Corporation. Executive vice president and chief financial officer (2006–2016) of MassMutual Financial Group.

John E. Schadl

Born in 1972. Principal occupation(s) during the past five years and other experience: principal of Vanguard. Chief compliance officer (2019–present) of Vanguard and of each of the investment companies served by Vanguard. Assistant vice president (2019–present) of Vanguard Marketing Corporation.

Vanguard Senior Management Team

Joseph Brennan	James M. Norris
Mortimer J. Buckley	Thomas M. Rampulla
Gregory Davis	Karin A. Risi
John James	Anne E. Robinson
John T. Marcante	Michael Rollings
Chris D. McIsaac	Lauren Valente



Connect with Vanguard® > vanguard.com

Fund Information > 800-662-7447

Annuity and Insurance Services > 800-522-5555

Institutional Investor Services > 800-523-1036

Text Telephone for People

Who Are Deaf or Hard of Hearing > 800-749-7273

This material may be used in conjunction with the offering of shares of any Vanguard fund only if preceded or accompanied by the fund's current prospectus.

You can obtain a free copy of Vanguard's proxy voting guidelines by visiting vanguard.com/proxyreporting or by calling Vanguard at 800-662-2739. The guidelines are also available from the SEC's website, www.sec.gov. In addition, you may obtain a free report on how your fund voted the proxies for securities it owned during the 12 months ended June 30. To get the report, visit either vanguard.com/proxyreporting or www.sec.gov.

All comparative mutual fund data are from Morningstar, Inc., unless otherwise noted.

You can review information about your portfolio on the SEC's website, and you can receive copies of this information, for a fee, by sending a request via email addressed to publicinfo@sec.gov.